

GPCA JK 2-DR CARGO COVER

A Trunk Full of Freedom

Introducing the first Jeep Wrangler JK 2-door flexible cargo cover under your soft or hardtop. Keep your valuable possessions stored in the cargo area of your Jeep safely hidden from view with this fantastic cargo cover. Specially designed to be easy to install and remove. Tear resistant, lightweight, water-repelling, easy to clean, adjustable and durable, need we say more! The cargo cover stretches over the Jeep's rear cargo area, helping keep contents of the cargo area concealed giving you added measure of security and importantly, peace of mind. It protects and covers while still allowing access to the rear cargo area. In the event of any accident, it also cushions the impact, protecting your belongings. Conceal your valuables and deter thieves while protecting your important assets. Cheers to your trunk full of freedom!

What are included in the package


+ Cargo Cover X 1



+ Tie-Down D-Ring X 6



WWW.GPCA.US

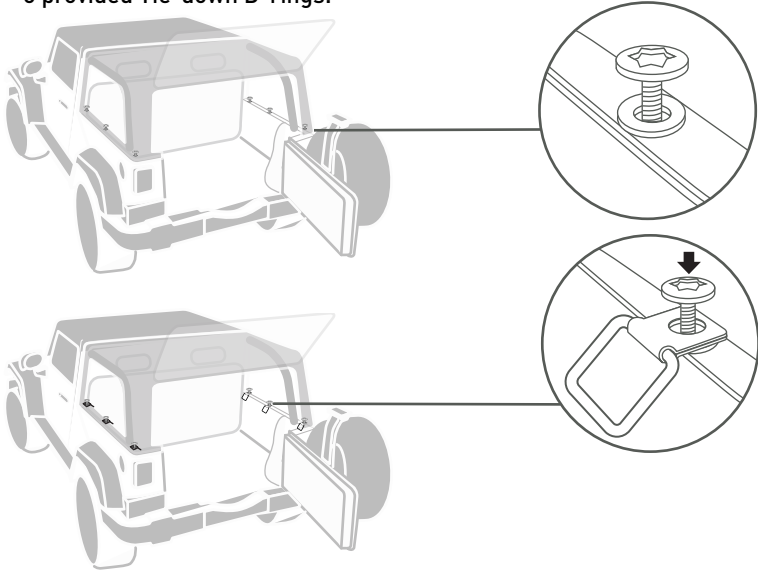


* Jeep, Wrangler, Rubicon, unlimited, JKU are registered trademarks of FCA (Fiat Chrysler Automobiles). GPCA Products (Touching design LLC), has no affiliation with FCA. Throughout this website and catalog the terms Jeep, Wrangler, MOPAR®, & Rubicon are used for identification purposes only. It is not implied that any part listed is a product of, or approved by Fiat Chrysler Automobiles. **We just love Jeeps.**

* The screws and nuts kit are not included to this package. They may or may not come with your Jeep Wrangler purchase. visit our FAQ page (www.GPCA.us/FAQ) for more info.

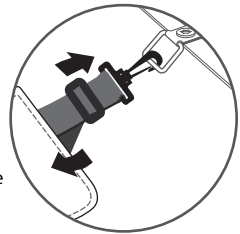
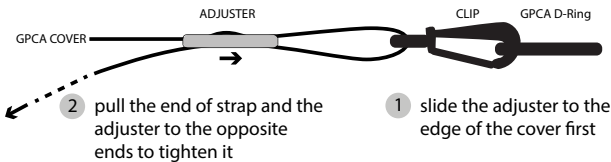
How to install

- Step 1** Use Jeep Wrangler screws and nuts* on the tub edge to hold down the 6 provided Tie-down D-rings.

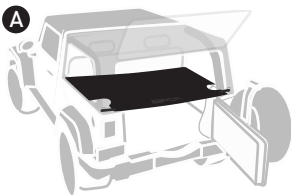


- Step 2** Snap the clips onto the rings with the cover logo side up.

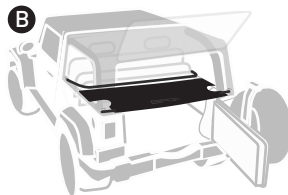
- Step 3** Adjust the length of the straps with care
Watch the full video: www.GPCA.us/installation



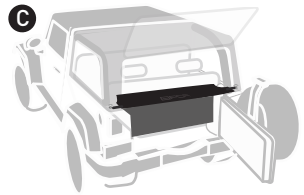
- Step 4** 3 rows of Tie-down D-rings and straps for 3 configurations. Adjust the configuration to fit your cargo area.



A Back Seat Removed/
Back Seat Folded



B Back Seat Folded up



C Back Seat in Place