

# GPCA JKU CARGO COVER

## Trunk Full of Freedom

Introducing the first Jeep Wrangler Unlimited flexible cargo cover for your soft or hardtop. Keep your valuable possessions stored in the cargo area of your Jeep safely hidden from view with this fantastic cargo cover. Specially designed to be easy to install and remove. Tear resistant, lightweight, water-repelling, easy to clean, adjustable and durable, need we say more! The cargo cover stretches over the Jeep's rear cargo area, helping keep contents of the cargo area concealed giving you added measure of security and importantly, peace of mind. It protects and covers while still allowing access to the rear cargo area. In the event of any accident, it also cushions the impact, protecting your belongings. Conceal your valuables and deter thieves while protecting your important assets. Cheers to your trunk full of freedom!

## What are included in the package

### + Cargo Cover X 1




### + Tie-Down D-Ring X 6

\* Optional compatible cargo organizer on [www.gpca.us](http://www.gpca.us)

\* Optional cover/ top Quick Release screw set on [www.gpca.us](http://www.gpca.us)

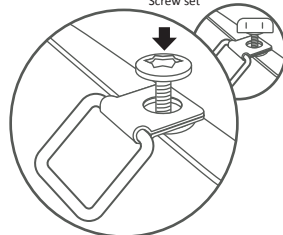
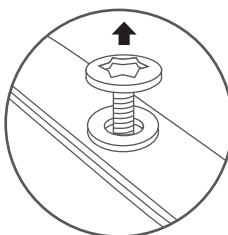
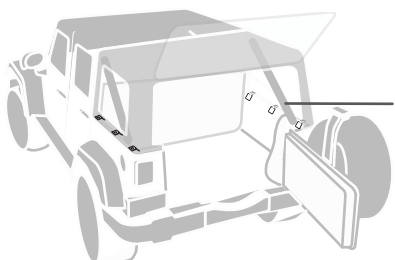
# WWW.GPCA.US



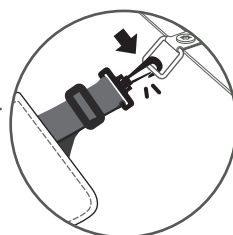
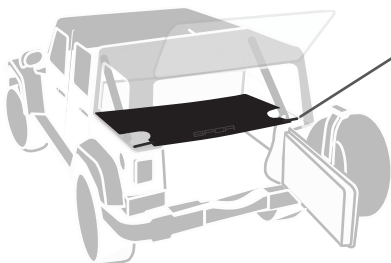
# Instructions

**Step 1** Use Jeep Wrangler Hardtop screws and nuts\* on the tub edge to mount the 6 provided Tie-down D-rings.

\* The screws and nuts kit are not included to this package. They may or may not come with your Jeep Wrangler purchase. Visit [GPCA.us](http://GPCA.us) to purchase the compatible **GPCA Quick Release thumb screw set** if needed.



**Step 2** Snap the clips onto the Tie-down D-rings with the GPCA cover logo side up.

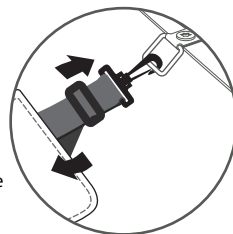


**Step 3** Adjust the length of the straps with care  
Watch the full video: [www.GPCA.us/installation](http://www.GPCA.us/installation)



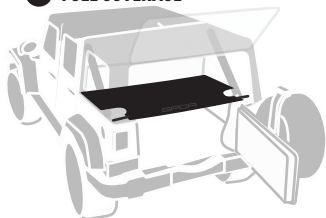
2 pull the end of strap and the adjuster to the opposite ends to tighten it

1 slide the adjuster to the edge of the cover first

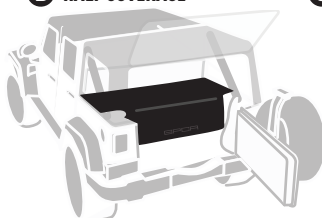


**Done** There are 3 configurations, now you have a trunk full of freedom on your Jeep!

**A FULL COVERAGE**



**B HALF COVERAGE**



**C TUCK AWAY**

